

Cable Communicator

Use manual

ver. 2.11 (14/10/2015)



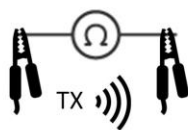
Cable Communicator 2.11

Duplex Communications



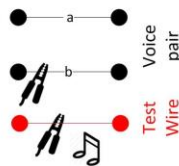
Up to 8 km

Continuity Testing

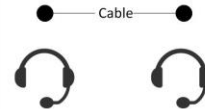


Tone Generator

Wired Connection

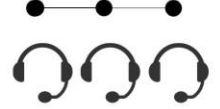


Standard Connections



Two Communicators

Multiple Connections



More Communicators

Battery Operation




min. 60h

Robust Headphones



Mute, Volume, 1.8m

Protection Line



Voltage max. 50V
Current max. 0.1A

LOW Battery Control



LED Indicator

Power ON/OFF



Connect RJ45

Clips



Easy to Handle

Plastic Case



Compartments

Other Headphones



Mic, Phone 3,5mm

Accu NiMH



+ Auto Adapter

CZ, EN



User manual

OBSAH:

1	Introduction	3
1.1	Description	3
1.2	Composition deliveries	3
2	Specifications	4
2.1	Specifications	4
2.2	Description of the elements	4
3	Manual	5
3.1	Power On / Off	5
3.2	Connection lead	5
3.3	Search wires using a generator	5
3.4	Replacing alkaline batteries	6
3.5	Recharging the battery charger (optional)	7
3.6	Protection against overload and external voltage	7
3.7	Conference call	8
4	Service Information	8
4.1	Possible faults	8
4.2	Alternative headset	8
5	Warranty Conditions	12
5.1	Warranty	12
5.2	Your sole supplier, manufacturer and service	12



HWPRO

Vývoj a výroba elektronických zařízení

e-mail: info@hwpro.cz

web: www.hwpro.cz

1 Introduction

1.1 Description

Cable Communicator is used for duplex voice communication two or more devices over one pair of metallic lead wires searchable using the built tone generator.

The device is intended primarily for the telecommunications sector as a voice communication device searchable wires (numbering) in cables for a distance of approximately 8 kilometers. Finds use where it is necessary to establish a voice connection via cable, for example cable service crews, workers telecommunications, IT networks for various sports activities, etc.

This is a modernized model, which is equipped with a measuring RJ45 connector with implemented signaling LEDs. Measuring connector has a locking pin, which allow accidental disconnection. Input devices are treated restoring fuses against current surges.

Suitcase Communicator is equipped with divider walls for accessories. Using orange nozzle it can be mounted for example on a wall of the car, wall, etc., Which is still on the eyes and does not take place on the ground.

The device provides the ability to connect standard headphones with 3.5 mm jack connector. It is always supplied quality fitting headphones modern design with adjustable electret microphone, volume control options, including switching off the microphone. Headphones can be easily adapted for different head sizes and large foam ear pads prevent access ambient sound even busier environment. Twisted headphone cable enables easier handling during work.

The presence of the clips on the carton Communicator offers easy attachment to clothing and thereby freeing both hands for measurement. The surface of the measuring cable is made of silicone insulation for easy handling, even in cold environments. The cable is terminated with banana quality.

The device is powered by a 9V alkaline battery or a rechargeable battery NiCd.

Operating time varies with quality alkaline batteries about 60 hours. When using a rechargeable battery operating time is at least 30 hours on a single charge. Low battery voltage highlights yellow LED. Also in this case it is possible to continue to work for several more hours.

Line input and the generator is treated and surge current protection in case of connection leads to undue stress. It is thus achieved protection against voltage higher than 60V. If the current flow rises above 100 mA, then it will automatically disconnect the line input or generator. In the aftermath of overloading the circuits reconnected.

1.2 Composition deliveries

Versions powered by alkaline batteries:

- Cable Communicator headsets including the Headset, 1 piece
- Three wire silicone test leads, 1 m 50 cm from the silicone cables 1pc
- User manual, 1pc
- Plastic case with orange supers, 1pc

Versions with NiCd rechargeable battery (8.4V / 280mAh)

- + Charging adapter with auto connector (female), 1 piece
- + Charging cable with cigarette lighter socket, length 0.5 m, 1 piece


2 Specifications

2.1 Specifications

- Power supply: 9V alkaline battery platelet 6F22 or rechargeable NiCd battery 8.4V
- Power consumption: typically 7 mA during call
- Operating time alk. Battery: min. 60 hours call (intermittent operations more)
- Operating time NiCd battery .: subject to availability, at least 30 hours
- A form of communication: full duplex, independent of polarity management
- Support for connecting multiple communicators on one line (conference)
- Single-tone generator, signal range 0 - about 10k Ω , depending on the polarity
- Low battery warning - yellow LED, battery voltage is less than 7V
- Protection against reverse polarity battery power
- Voltage protection against ext. voltage to the voltage of 56V DC/AC, Current 0.1A
- Current protection input and generator: active when the current high as 0.1A
- Resistant to the touch vein technology POTS, ISDN, ADSL, VDSL
- Headphone audio - 0.2W, the possibility of volume control on the headphones
- The possibility of switching off the microphone
- Speech line length: up to approximately 7 km (126 Ω & 42nF / km, \varnothing 0.6 mm)
- Compatibility with older types of communicators (2.03, 1.05)
- Protection: IP31
- Operating Temperature: 0 - 40 ° C, operating humidity: 30-70%
- Communicator dimensions: 110x65x27mm Dimensions case: 325x260x125mm
- Weight standalone communicator: with battery: approx 130 g
- Weight case with complete equipment: max. 2100 g

2.2 Description of the elements

Description of connectors:	X1:	measuring three-wire connector
	X2:	Headphones - Headset
	X3:	Microphone - Headset
Description of the LEDs:	LED1:	LED1: Low battery warning / battery
	LED2:	Battery charge indication



3 Manual

3.1 Power On / Off

Cable Communicator is activated by inserting the RJ45 connector with the measurement cables to the connector X1. If the battery is okay, briefly illuminates yellow LED. If illuminated constantly, the battery voltage is low and will need to be replaced or recharged (NiMH).

*** After the call, be sure to disconnect the connector (X1), thereby removing power from the battery.**

3.2 Connection lead

Connect the black and white banana communication couple. The call is not dependent on the polarity and the input is protected against possible extraneous DC voltage to 60V DC. At higher voltage leads to the activation of the protective elements that cause the loop current limit to 100 mA.

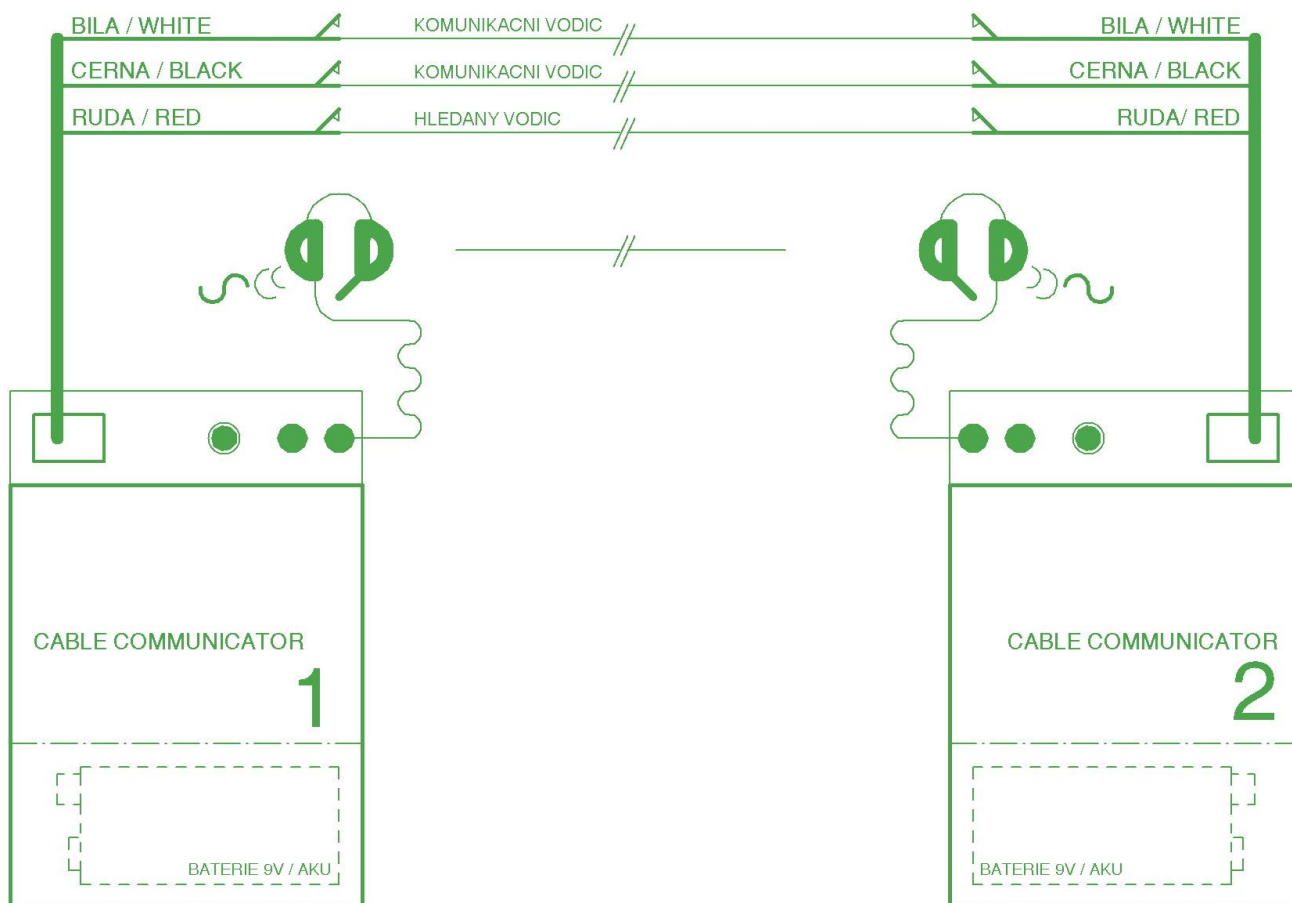
*** Before connecting advised to check whether the communication pair is not impermissible voltage!**



3.3 Search wires using a generator


Search for specific conductors in the cable connections make the voice terminals (white and black) so as to comply with the opposite polarity communicator - (white / white and black / black). Red banana can then be searched wires in the cable. After finding is heard in both headphones steady tone. The veins can be measured in units of resistance approximately k. Functionality generator to the transmitting communicator, you can try combining white and red terminals.





3.4 Replacing alkaline batteries

If the yellow LED is recommended in the near future to replace the battery. The device can be at such a depleted battery to operate for at least several hours. Remove the test connector X1, on the back of the slide lid, remove the battery 9V (6LR61 6F22) and replace it with a new one. The device is protected against reverse battery. We recommend using high quality alkaline batteries with a capacity of at least 250 mA. The running time is approximately 60 hours.



3.5 Recharging the battery charger (optional)

If you are using a power rechargeable NiCd / NiMH (8.4V) and the yellow LED lights up, it is recommended that in the near future to recharge the battery. To use the charging AC adapter and cable with cigarette lighter. Recharging a completely discharged battery takes approximately 10 hours. It is also possible to recharge the car through the car cigarette lighter (12V DC).

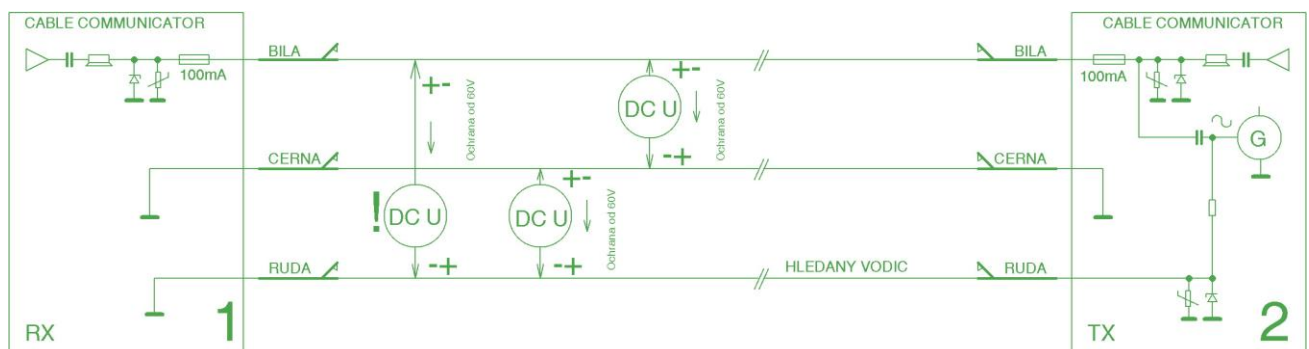
*** If you are using alkaline batteries, the device should not be recharged!**



3.6 Protection against overload and external voltage

The device is protected on all inputs. Overvoltage protection is activated at voltage higher as 56V DC. After the crossing begins protective elements pass through leakage current. Its size is the curve protection circuits. Short-term overload, the device can be eliminated. When higher leakage current to 100 mA of current is activated reversible fuse, which disconnects the communicator from the perimeter lines. In the aftermath of overload communicator after a short time reconnects the line. Despite the advanced protection before connecting to a communication pair, make sure that the leadership is not undue stress.

*** In operation bother to touch the wires with technologies such as POTS, ISDN, ADSL, VDSL.**



3.7 Conference call

If necessary, it is possible to connect multiple communication line communicators simultaneously. All will then hear each other.

Each connected smartphone, however, brings into line microphone background noise, which may result in a worsening of clarity.

4 Service Information

4.1 Possible faults

The opposite party hears

- Reduced the headphone volume to a minimum
- Muted

The call is heavily distorted / unintelligible

- discharged battery

After inserting the measuring connector flashes yellow LED

- A completely discharged battery

Generator no signal

- Incorrect polarity of voice conductors (generator does not issue a "clean" tone)

4.2 Alternative headset

The device can also connect other headsets, which are equipped with an electret microphone and a standard 3.5 mm jack plugs. Condition is subject to 300pF capacitive coupling between the microphone cable and headset! Please note that poor quality headset with thin feeder cables, microphone and headphones may not meet these conditions! We highly recommend a particular type of pre-test.

5 Warranty Conditions

5.1 Warranty

On the device is guaranteed for 24 months from the date of sale. Warranty terms do not apply to electrical damage caused by improper use, such as connecting to impermissible voltage lines, use in an unsuitable environment, etc. It also does not apply to mechanical damage of the elements that cause the device to malfunction.

5.2 Your sole supplier, manufacturer and service



HWPRO

vývoj a výroba elektronických zařízení
Ke Křížku 363
394 03 Horní Cerekev

IČO: 70655341
email: info@hwpro.cz
web: www.hwpro.cz

Datum prodeje:

□□.□□.□□□□

Sériové číslo:

□□□ □□

Razítko a podpis: